

# ECONOMIC IMPACT OF IRON & STEEL

industry  
of Ukraine  
2021/2022

Kyiv,  
March 2023









# ECONOMIC impact

## GDP

**10.3%**

contributed by the iron & steel sector and supply chain\* to GDP of Ukraine in 2021

*\* including household spending by employees of iron & steel industry and its suppliers*

## Employment

**566** thousand  
people

were employed in the iron & steel sector and supply chain\* in 2021

*\* including household spending by employees of iron & steel industry and its suppliers*

**1** steelmaker creates **4.5** jobs  
in other sectors of economy

## Export

**19.3%**

contributed by the iron & steel sector to export of goods in 2022

**\$8.5** bln

the value of iron & steel exports in 2022 compared to \$22.2 bln previous year

## Capital expenditures

**29.4%**

the share of iron & steel sector in total CAPEX of industrial sectors in 2021

**\$2.0** bln

the value of iron & steel sector CAPEX in 2021

# SUPPLY chain



# SOCIAL impact



**38.0%**

of the total rail freight  
was from iron & steel  
companies in 2021

**37.4%**

of the total freight  
handled at Ukrainian  
sea ports was from  
iron & steel companies  
in 2021

**18.7%**

the share of iron  
& steel industry  
in electricity  
consumption in  
Ukraine in 2021

**9.6%**

of machinery orders  
in Ukraine was made  
by the iron & steel  
sector in 2021

## Taxes

**\$1.3 bln**

taxes paid by the iron & steel sector  
in 2022

## Regional development

**33%**

the share of the iron  
& steel sector in total  
salary in regions of  
presence\* in 2021

**24%**

the share of the  
iron & steel sector  
in GRP in regions of  
presence\* in 2021

*\* Donetsk, Dnipropetrovsk, Zaporizhzhia, Poltava  
regions, where the iron & steel companies located*



# IRON & STEEL EXPORT

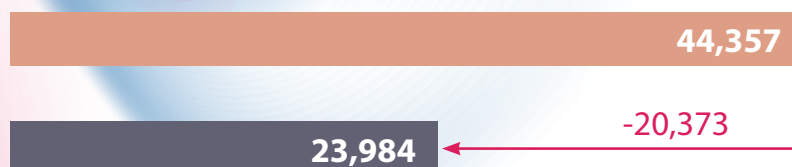
## from Ukraine, ths tons



Iron ore

2021

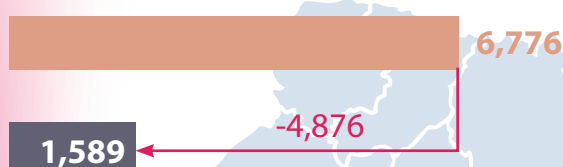
2022




Pig iron




Semi-finished products




Long products



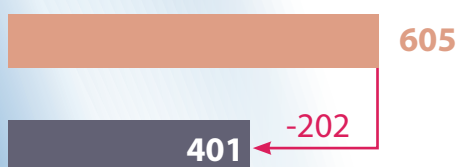
Flat products




Ferroalloys



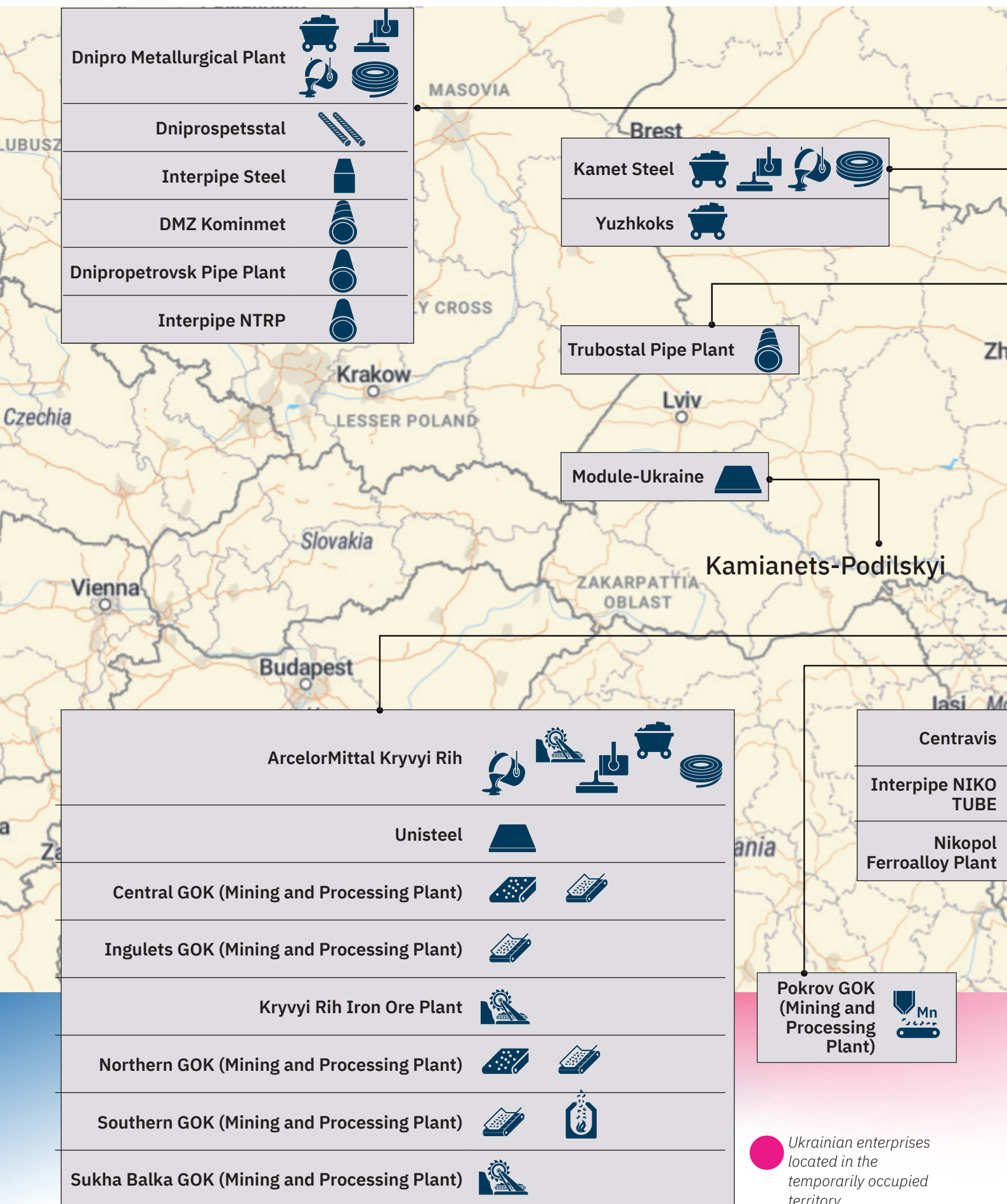
Pipes



Scrap

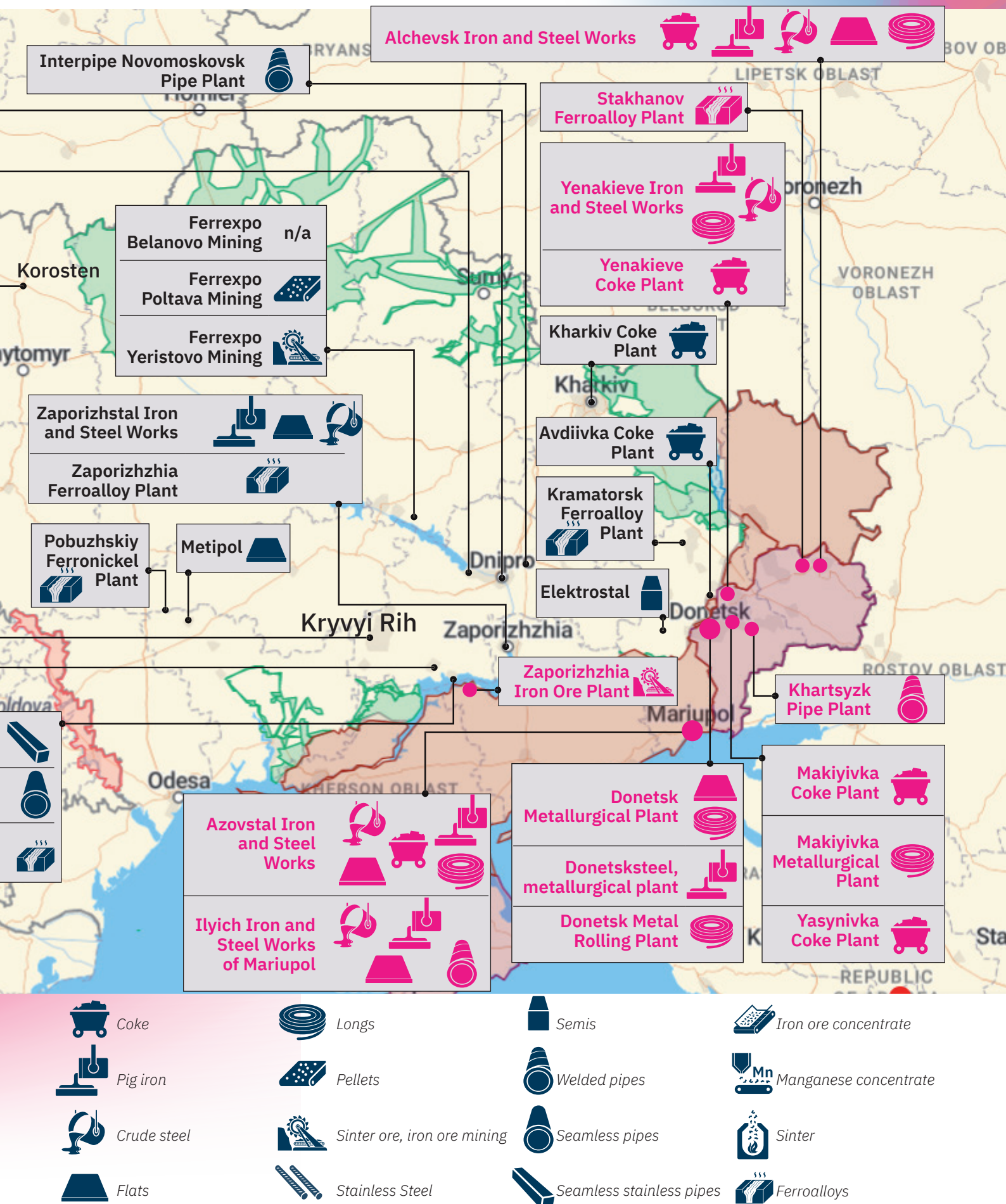


# UKRAINIAN IRON & STEEL





# INDUSTRY MAP 2022

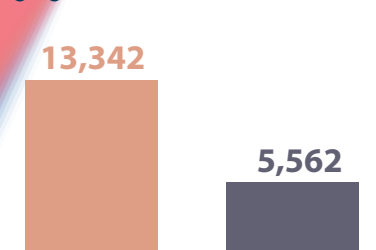


# IRON & STEEL PRODUCTION

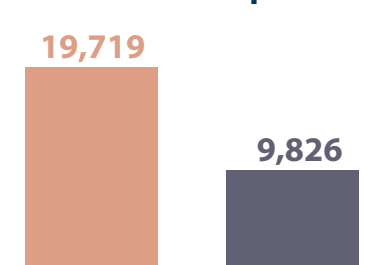
## in Ukraine, ths tons



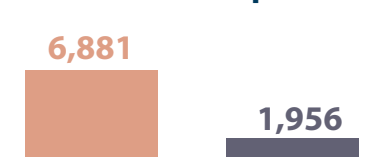
Sinter ore



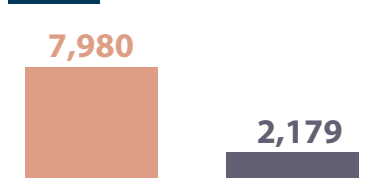
Iron ore pellets



Merchant semi-finished products



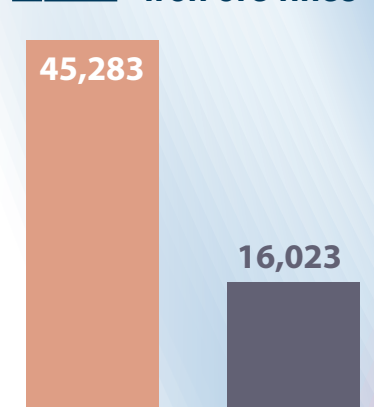
Flat products



Ferroalloys



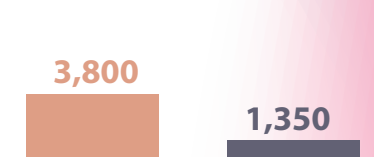
Merchant iron ore fines



Merchant pig iron




Long products



Pipes



Scrap





# HUMANITARIAN support

provided by iron & steel companies in 2022\*

>800

tons  
of food

>25<sup>ths</sup>

units of household goods,  
incl. clothes, shoes,  
hygiene products, bedding,  
warm things and etc.

14<sup>units</sup>

of large utility  
equipment such  
as excavators,  
loaders, tractors

17

ambulances

>40<sup>units</sup>

medical  
equipment

>20<sup>ths</sup>

units of  
medicines

5<sup>ths</sup>

potbelly  
stoves

≈4,000

refugees  
provided with  
accommodation

1

mine  
clearance  
vehicle

20

electricity  
generators

166

vehicles

>430<sup>ths</sup>

people got help  
from social  
programs of iron  
& steel companies



\* Information from public sources. Calculations is based on accountable data which can be summarized. Not all iron & steel companies publish figures concerning humanitarian and other aid during the war. This infographic cannot be reviewed as comprehensive assessment.

# Support of **DEFENDERS** of Ukraine

provided by iron & steel companies in 2022\*

**168** ths

hemostatic  
tourniquets

**13**

armored  
ambulances

**152** ths

bulletproof  
vests

**>500** tons

armored steel for  
manufacture of  
bulletproof vests



**26** ths

helmets

**>1.2** ths

drones

**333**

vehicles

**123**

modular  
shelters

**5,100**

military  
uniforms

**54** ths

tactical  
first aid kits

**348**

electricity  
generators

**>1.7** ths

thermal  
imagers

\* Information from public sources. Calculations is based on accountable data which can be summarized. Not all iron & steel companies publish figures concerning humanitarian and other aid during the war. This infographic cannot be reviewed as comprehensive assessment.



# GMK Center

Ukrainian based think-tank  
and consulting company  
with the focus on iron & steel sector

## Our expertise:

- Market studies and global trends
- Impact analysis, analysis of regulatory documents
- Modelling and business valuation
- Global trade issues
- Concept of reforms and policy papers
- Decarbonization and green energy transition issues
- Sustainability, ESG activities and reporting

## Contact us:

### GMK Center LLC

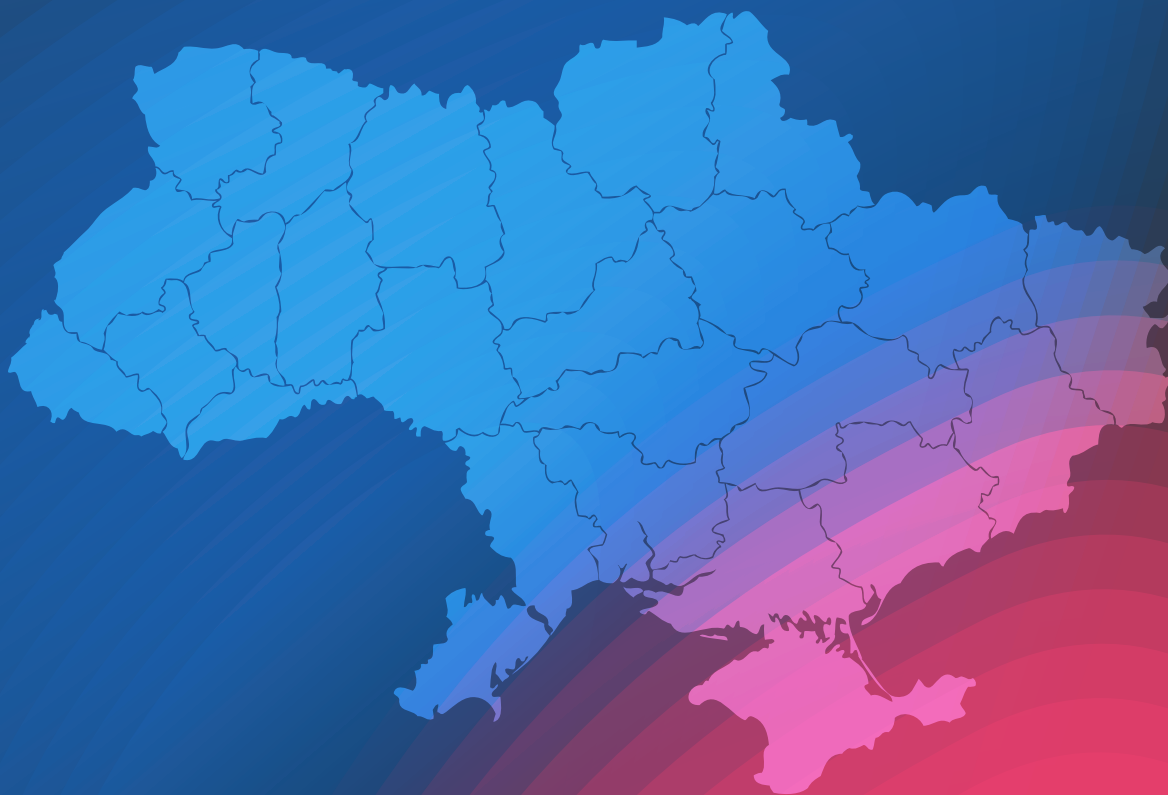
ID number: 42306047

Business address: 42-44 Shovkovychna Street,  
Kyiv, 01024, Ukraine

CEO ..... Stanislav Zinchenko  
s.zinchenko@gmk.center

GMK Center Chief Analyst ..... Andrii Tarasenko  
a.tarasenko@gmk.center

GMK Center Analyst . . . Ph. D. Andrii Glushchenko  
a.glushchenko@gmk.center



*This report is for information purposes only. The results of the research and conclusions presented in this report are deemed reliable only against the assumptions and reservations described by the authors. The conclusions and recommendations are personal, impartial and professional judgments of members of GMK Center LLC.*

*GMK Center LLC employees have no personal or financial interest in the subject of the research. The research is based on information from publicly available sources, including media outlets and Internet. GMK Center LLC deems these sources to be reliable, but makes no representation as to the accuracy or completeness of such information. GMK Center LLC takes no responsibility for the accuracy of the information used.*

*The conclusions offered in the report are relevant only on the date thereof. Changes in the market, macroeconomic, and political conditions may significantly change the research results. This report is intended to be used only as a whole and not in parts. Separation or alteration of any section or page from the main body of this report is forbidden and invalidates this report.*



**Kyiv 2023**